

Water Scoop

Scripture Reference: John 6:35b

“...whoever believes in me will never be thirsty.”




What You Need:

- 9-inch paper plate (the ones that are also used for crafts)
- scripture card (template below)
- water droplets template (below)
- scoop handle (template below)
- scissors
- crayons
- glue

What You Do:

- See sample picture below.
- Cut the paper plate in half creating a half moon shape.
- Print on cardstock the template pages: (scripture card, water droplets, scoop handle)
- Color the water droplets blue to represent water.
- Color the paper plate, scripture card, and scoop handle.
- Cut out the water droplets, scripture card and scoop handle.
- Using the sample as a guide, do the following:
 - Glue the scripture card onto the front of the paper plate.
 - Glue the water droplets behind the paper plate facing them forward.
 - Glue the scoop handle behind the paper plate on either side making sure to face the curve down like a handle.





**Whoever believes in
me will never be**

thirsty.

John 6:35b

